

300498

2017-80



2017

2017 08

(

)

1

1

;2

;3

;4

;5

;

6

;7

;8

;9

;10

,

.....	2
.....	5
.....	8
.....	19
.....	37
.....	58
.....	63
.....	64
.....	66
.....	70
.....	206



			300498
	GUANGDONG WENS FOODSTUFF GROUP CO., LTD.		

|

--	--	--	--	--	--

--

2016 06

	27,512,097,994.15	30,460,892,904.63
---	-------------------	-------------------

0.7%

2017 6

0.5%

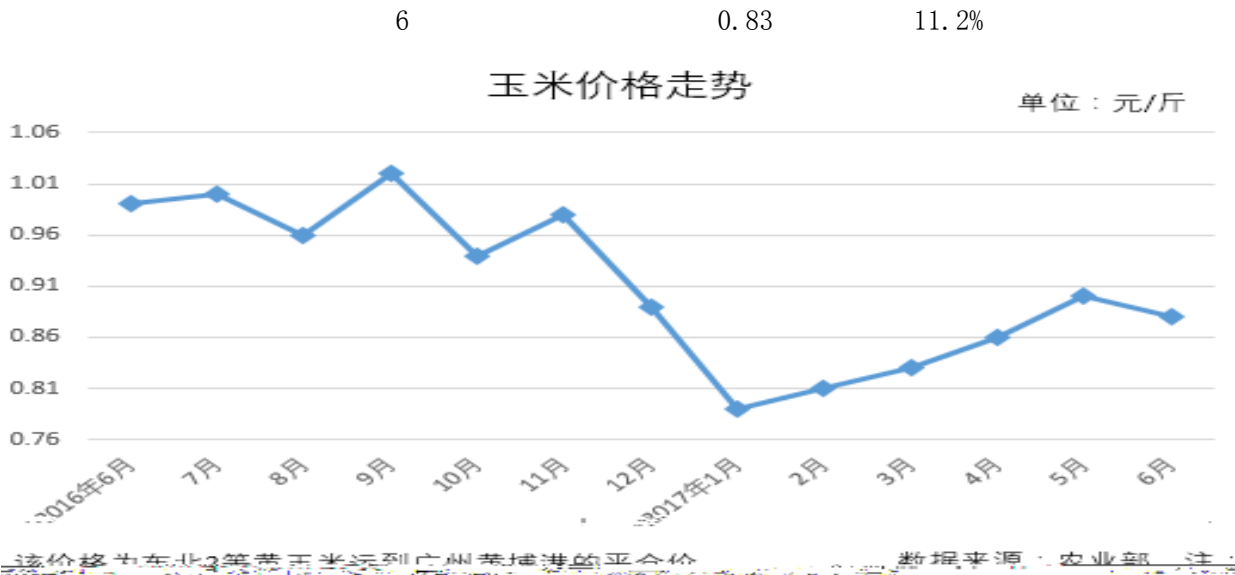
2.4%

PSY

3

1

2017 6



2


2017 6

1.18

0.6%

1.29

6.9%



3

6


4

1

1

4.2%

3.5% 3.8%



1

	11.56%
	4.74%

" + " 30

10 68 500

" " " "

" "

200

		+		+	2
4				2	
			2017 3 4 21		
5			1500 1	1 9000	2
			GBS		3
6				GBS	
			S22		
				S21	
			2315	GWAS	
			8		
			100kg	QTL	

7

--	--	--	--	--

8

		dw		
--	--	----	--	--

9

2.8

8.1

"

"

43

255

94

156

5

10

"

"

"

=

"

()

1

2016

2

"

"

ERP

IO

3

20

10

30

"

"

		2017		38.1		6.9%	
12932			7.3%		735		66.8%
				3892		1.0%	0.8
	2493		0.8%	0.6			1.4
131	0.9%	H7N9					
	"				"		
1				---			
2							
		897.12		11.46%	165.81		6.80%
"	"						
					8		273.8

3

3.81

4.65%

59.16

26.30%

H7N9

4

H7N9

H7N9

H7N9

8

5

1.13

316.12%

32.12%

1

"

" "

" "

"


" " " "


	25,123,515,277.80	28,359,451,832.88	-11.41%	
	21,783,903,725.47	19,414,488,568.32	12.20%	
	282,380,453.19	243,250,942.78	16.09%	
	1,272,316,354.98	1,172,369,002.53	8.53%	
	-72,296,887.76	-48,239,498.72	-49.87%	
	89,574,185.24	54,747,327.75	63.61%	
	83,090,316.20	75,198,465.68	10.49%	
	437,426,956.55	7,773,351,169.41	-94.37%	
	-20,885,679.52	-4,505,977,511.60	99.54%	
	-546,964,104.58	-3,638,371,076.67	84.97%	
	-130,021,878.37	-368,973,452.14	64.76%	

10%

	24,144,827,033.85	21,261,448,165.22	11.94%	-12.44%	11.94%	-19.18%
	17,325,931,530.97	13,055,234,979.49	24.65%	-6.23%	18.31%	-15.63%
	6,209,869,969.87	7,548,799,651.70	-21.56%	-26.40%	1.97%	-33.82%

	13,015,457,744.28	10,974,811,502.57	15.68%	-15.88%		






2

	()	(1)	(2)	(3) (2)/(1)							
		10,000	10,000	8.81	9,362.66	93.63%	2014 12 31	4,474.4	40,288.1 1		
		7,000	7,000	0	4,510.49	64.44%	2013 10 30	424.3	7,202.42		
		7,000	7,000	0	5,694.6	81.35%	2013 06 30	1,129.82	8,494.94		
8000		7,000	7,000	403.98	6,034.63	86.21%	2015 12 31	1,750.33	11,994.4 7		
		6,000	6,000	0	616.45	10.27%		0	-98.91		
		6,000	6,000	77.03	4,747.46	79.12%	2014 12 31	0	0		

02 01


60%



)	2017 04 07
)	2017 04 27
	2017 900,000.00

2

					2017 01 01	2017 06 30			765.67	0.03%	-237.31
					2017 01 01	2017 06 30			2,857.2	0.10%	-56.54
				0	--	--	0		3,622.87	0.13%	-293.85
)											
)											
	<p style="text-align: center;">1</p> <p style="text-align: right;">2</p> <p style="text-align: right;">3</p> <p style="text-align: right;">4</p> <p style="text-align: center;">5</p> <p style="text-align: center;">1</p> <p style="text-align: left;">2</p> <p style="text-align: center;">3</p> <p style="text-align: right;">4</p>										



2017 1-9

1

2

3

4

H7N9

5

2004

2009

2011

6

" + "

"

"

"

30

"

"

7

" + "

8

9

10

			2005	2016
	25,230.40	897,673.30		33,441.20
128,511.60				

1

2

3


4

1

2016		50.38%	2017 04 27	2017 04 27	2017 4 27 www.cninfo.com.cn 2016

2

			1		2015 11 02	
				2		



4

			3			
				30%	2015 11 02	

1

2

	50		1 / / 2 3	2015 11 02		
			1 2 3	2016 02 01		
	49		/	2016 05 06		

()

()


()

()

2016 <2016
> 2016 2 3
2016-015 2016
2016 4 14 2016
2016-044
2016 8 11
2016 8 12 2016
2016 11 10 2016
2016 11 14 2016
2016-115
2016 11 30
2016 11 30
2016-119
2016 2017
2 23 2016
(2017-007)
2017 5 26 2016 2016
2017 5 26
2016
2017-055
2017 8 4
2017 8 4
2017-73 2017

1

0390%



4

5

1

1

2

3

2

1

	2015 11 24	10,000	2016 06 20	0		2016.06.20- 2018.12.31		
	2015 11 24	19,000	2016 12 21	0		2016.07.28- 2017.07.27		
	2015 11 24	15,000	2017 02 13	0		2016.07.28- 2017.07.27		
54	2015 11 24	18,000	2015 11 02	12,329.4		2015.11.02-2 020.12.31		
86	2015 11 24	25,000	2017 01 01	77,680.07		2017.01.01- 2017.12.31		
86	2015 11 24	13,000	2016 02 29	18,895.85		2016.02.29- 2018.02.28		
49	2015 11 24 2016 8 26	3,800	2016 04 01	14,675.29		2016.04.01- 2017.04.01		
57	2016 3 29	5,000	2016 04 08	370.26		2016.04.08- 2020.12.31		
96	2015 11 24 2016 3 29 2016 8 26	33,310	2016 05 26	134,106.91		2016.05.26- 2018.05.25		
91	2016 8 26	3,000	2016 09 27	5,443.93				

A1+B1+C1		106,800		A2+B2+C2		331,905.9		
A3+B3+C3		639,670		A4+B4+C4		25,736.96		
A4+B4+C4				0.94%				
D				0				
E		70%		9,905.07				
50%		F		0				
D+E+F				9,905.07				

2

3

1

1

" + "

5.74

" "

2017

9632

1978

2795

2

		/
1.		1,118.62
2.		

					COD 28mg/L 4.01mg/L	DB44/26-2001 GB14554-93 GB12348-2008 2	47.6509	0.26 /	
		1	1	1	pH 6.18 COD 23.17 19.1 SS 107.75	GB18596-2001 GB12348-2008 2	COD:3.8 0.33 /	COD / / /	

GB14554-93

GB12348-2008 2

							729kg	/	
						GB/T18921-2002 (GB18596-2001) GB12348-2008 2			/
			1		COD 00mg/L	GB18596-2001	2017 COD 243kg 36kg	COD / /	

1

1

					4.2 mg/L 1.15 mg/L 11 mg/L			0.16 t/a	
--	--	--	--	--	--	--	--	-------------	--

+ A0

- -

1

2017 4 25

2017-046

2017 6 6 2017

6 21

2017-058 2017-064

2

2016 12 31

2017 6 23

2017 1 3

2017 6 23

(2017-001 2017-65

3 2016

2017-061

2017 8 7

2017 8 8

2017-75

2016

2016

2017 5 26

5, 220, 356, 227 2017

5 31 ,

		2017			2016		
		/	/	/	/	/	/
	4,350,296,856.00	0.4161	0.4161	6.3242	2.7101	2.7101	7.0020
	5,220,356,227.00	0.3468	0.3468	5.2702	2.2584	2.2584	5.8350

	135,448,114		27,089,623

	150,984,000 2018
	11 2

	102,819,600		20,563,920	123,383,520	123,383,520	123,383,520	2018 11 2
	96,000,000		19,200,000	115,200,000	115,200,000	115,200,000	2018 11 2
	93,204,000		19,226,610	112,430,610	111,844,800 585,810	111,844,800	2018 11 2 25%
	92,829,302		18,565,859	111,395,161	111,395,161		25%
	85,277,783		13,471,784				


		4.15%	216,716,982	36,119,497	162,537,737	54,179,245		
		2.85%	148,526,882	24,754,480	111,395,161	37,131,721		
		2.74%	142,839,961	23,806,660	138,938,131	3,901,830		
		2.68%	139,824,250	23,304,042	123,383,520	16,440,730		
		2.52%	131,666,089	21,944,348	98,749,567	32,916,522		1,851,774
		2.48%	129,239,380	21,539,897	115,200,000	14,039,380		
		2.42%	126,208,835	21,685,706	112,430,610	13,778,225		
		2.08%	108,775,999	18,129,333	81,581,999	27,194,000		
		2.03%	105,924,473	17,654,079	79,443,354	26,481,119		3,856,041
		2.02%	105,409,878	17,568,313		105,409,878		
10	3							
10								

10

10

10

10



			948,000			1,137,600			
			71,136,458			85,363,750			
			792,000			950,400			
	--	--	1,208,242,395	820,080	0	1,450,710,954	0	0	0

				2017	04	06			

2017 04 06

--	--	--	--	--	--	--	--

2017

17

01 112506

2017 03 20

2022 03 20

50,000 4.60%

	2015 11 21	31	2015 12 10
	2015		50
		[2016]596	
		50	
		5	
			0
		644459968003	

2017 5 22

2017 4 11

	141.98%	187.56%	-45.58%
	30.44%	24.27%	6.17%
	42.50%	79.22%	-36.72%

2017 4 7

2017-034

	3,004,512,098.97	6,414,092,744.69
	15,089,448,897.76	18,445,975,446.15
	4,388,452,419.11	4,303,852,185.79
	707,115,147.92	658,729,448.20
	46,269,249.54	47,599,192.32
	11,909,233,008.69	11,370,522,731.12
	3,080,711,040.48	1,945,690,518.07
	3,292,000,709.26	3,091,091,045.58
	863,918,047.60	783,765,536.61
	126,368,379.51	126,368,379.51
	559,362,871.23	466,770,415.25
	72,694,244.50	14,896,994.37
	148,961,611.85	182,889,268.54
	25,195,086,729.69	22,992,175,715.36
	40,284,535,627.45	41,438,151,161.51

	1,977,684,252.24	2,648,675,640.10
	365,282,219.47	333,592,221.04
	493,601,118.36	2,000,960,475.44
	87,540,030.64	83,285,919.66
	10,855,824.38	
	1,326,666.90	705,172.09
	4,991,130,876.87	4,767,708,768.58

	4,843,858,330.26	5,713,917,701.26
	47,903,266.25	456,611,834.46
	1,300,894,788.66	1,300,894,788.66
	16,099,085,381.98	18,639,171,724.25
	27,512,097,994.15	30,460,892,904.63
	510,593,468.41	918,478,935.41
	28,022,691,462.56	31,379,371,840.04
	40,284,535,627.45	41,438,151,161.51

	982,820,980.47	732,820,980.47
	6,673,039,508.35	6,366,504,124.40
	13,722,026.63	14,433,222.65
	384,707,500.77	390,247,332.99
	487,917,723.03	414,953,530.68
	11,994,248.79	20,030,245.47
	37,836,161.62	37,501,628.76

	6,407,483,537.84	8,679,128,692.81
	1,000,000,000.00	
	496,223,439.21	
	2,437,090.24	
	21,526,791.07	31,797,600.70

	25,123,515,277.80	28,359,451,832.88
	25,123,515,277.80	28,359,451,832.88
	23,496,926,673.23	20,839,631,622.62
	21,783,903,725.47	19,414,488,568.32

	1,794,035,106.58	7,577,607,673.13
	1,810,210,513.73	7,226,610,442.58
	-16,175,407.15	350,997,230.55
	-408,772,667.05	180,496,046.34
	-408,708,568.21	180,496,046.34

4

	621,620,833.19	711,656,735.61
	650,570,835.51	634,014,349.89
	338,266.55	55,606.67
	13,473,996.81	14,402,621.51
	137,724,294.18	124,458,577.82
	-86,009,430.32	-63,707,018.85
	9,058,847.34	1,204,825.31
	2,380.00	
	11,534,493,331.51	5,676,739,687.94
	695,715.95	921,988.79
	11,430,959,734.63	5,677,967,461.20
	12,579,486.91	13,074,876.42
	9,996.42	149,677.14
	12,258,632.62	1,505,138.31
	327,497.12	682,956.55

1.		


	8,067,011.02	7,383,174.56
	59,919,668.66	337,491,978.01
	24,482,407,336.82	28,052,266,639.60
	19,359,656,062.80	16,901,743,669.13
	3,677,951,631.10	2,590,397,621.61
	205,473,421.99	108,093,665.43

	6,105,000.00	1,500,000.00

	-295,664,351.92	-30,558,691.37
	3,467,807,321.60	4,715,779.71
	11,651,443,835.17	5,675,949,735.44
	24,211,697.39	28,629,961.87
	15,143,462,854.16	5,709,295,477.02
	110,836,475.61	88,059,561.32
	557,470,000.00	933,622,896.55
	14,174,237,262.12	1,673,663,401.87
	14,842,543,737.73	2,695,345,859.74
	300,919,116.43	3,013,949,617.28

	247,38 0.00				27,297. 12		752.89		,049.35		388,307 .00	,930.29	638,716 .65
	3,625, 247,38 0.00				6,444,4 27,297. 12		56,424, 752.89		750,571 ,049.35		11,387, 388,307 .00	765,579 ,930.29	23,029, 638,716 .65

											00	1	71
4													
	725,04				-725,04								
	9,476.				9,476.0								
	00				0								
1	725,04												
	9,476.												
	00												

4,350,29

6,856.00

|5,768,373|

|,481.85|

2											
	5,220,35 6,227.00				4,898,314 ,110.85				1,300,894 ,788.66	12,568, 298,602 .91	23,987,86 3,729.42

	3,625,24 7,380.00				6,493,422 ,957.85				750,571,0 49.35	4,522,1 73,334. 23	15,391,41 4,721.43	



39.31 95,857. 2,118.00
31

[99]

951

3

9

4

5

2017 8 14

6

252

"

1

-

15

(2014)

2

12

12

" "

16

" "

19

11

" "

" "

28

"

1

2

1 1 12 31

3

12

4

5

1

" "

2

6

(1)

(2)

(1)

(2)

(1)

(2)

4

5

6

11

1

	100

2

•CV ö 7, ' Ö

14

1

2

16**1****2**

		12-20	5.00%	4.75%-7.92%
		3-5	4.00%	19.20%-32.00%
		5-10	4.00%	9.60%-19.20%
		5-10	4.00%	9.60%-19.20%

3**17**

19

1

2

3

		%	
	1-3.5	14.00-72.5	1,100 /
	4-4.5	15.19-22.84	500 / 1,000 /
	5	17.00	3,000 /
	6	16.67	-

20**21****1**

23

24

1

2

3

2

3

4

5

6

3

4

1

2

27

28

1

1

2

3

4

1

2

2

3

1

2

29

1

3

1

2

1

2

31

1

2

32

33

1

2008 11 5 34
13%

[2001]121

" [2009]9 "
6%

[2014]57 "

2014 7 1 6% 3%

17%

2

2008 1 1

2010 1 1

2010 2

" "

2008 1 1

2008 1 1

2014 10 10

" GR201444000754"

2014-2016

15%

2014 10 10

" GR201444001386"

2014-2016

15%

3

2017 7 1

13%

2017 37)
13%

11%

1

	1,894,524.07	1,979,731.26
	446,206,694.72	675,425,441.66
	213,706,812.04	114,424,736.28
	661,808,030.83	791,829,909.20
	17,557,896.49	19,386,819.60

2

	132,915,984.40	148,351,536.13
	132,913,604.40	148,351,536.13
	2,380.00	
	132,915,984.40	148,351,536.13

3


4

1

		50,000.00
		50,000.00

- 2
- 3
- 4
- 5
- 1

	248,831, 638.66	100.00%	15,738,4 06.83	6.32%	233,093,2 31.83	153,869 ,360.52	100.00%	10,023,24 7.35	6.51%	3.17



2

6,114,092.23

0.00

3

	398,932.75

4

		2017/6/30	(%)	
		23,752,612.50	9.55	1,187,630.63
		13,508,279.10	5.43	899,156.77
		13,397,140.50	5.38	669,857.03
		6,259,959.20	2.52	312,997.96
		4,938,340.00	1.98	246,917.00
		61,856,331.30	24.86	3,316,559.39

1

10%

5

6

6

1

1	183,070,913.93	98.95%	105,129,008.70	98.28%
1 2	1,537,244.65	0.83%	1,357,828.14	1.27%
2 3	375,480.78	0.20%	394,480.04	0.37%
3	33,846.44	0.02%	92,000.00	0.08%
	185,017,485.80	--	106,973,316.88	--

1

2

	2017/6/30		(%)
--	-----------	--	-----

19,451,649.35

(%)@P&A

	239,215,861.07	138,694,483.20
	178,816,296.00	84,411,618.33
	14,082,771.54	15,151,781.89
		363,171.75
	111,064,505.99	99,377,699.58
	543,179,434.60	337,998,754.75

5

		100,000,000.00	1	18.41%	5,000,000.00
		27,283,000.00	1-2	5.02%	2,728,300.00
		20,280,000.00	1	3.73%	1,014,000.00
		8,700,000.00	1	1.60%	435,000.00
		3,906,000.00	2-3	0.72%	1,171,800.00
	--	160,169,000.00	--	29.49%	10,349,100.00

6

7

8

10

1

4

11

12

13

	2,833,000,000.00	6,101,000,000.00
	76,508,974.10	47,639,504.93
	6,440,943.07	6,597,317.76
	1,522,181.80	
	87,040,000.00	258,855,922.00
	3,004,512,098.97	6,414,092,744.69

14

1

	4,388,452,419.		4,388,452,419.	4,303,852,185.7	
	11		11	9	4,303,852,185.79
	2,794,733,587.		2,794,733,587.	2,900,159,785.6	
	50		50	3	



	10,000,000.00			10,000,000.00					6.67%	
	47,502,021.60			47,502,021.60					0.95%	1,467,180.00
	119,000,000.00			119,000,000.00					4.41%	793,260.00
	24,779,134.67		24,779,134.67						4.71%	
	47,500,000.00			47,500,000.00					2.64%	

[Shaded Row]												

1.	73,978,136.65			73,978,136.65
2.				
1				
2 \				
3				
3.				

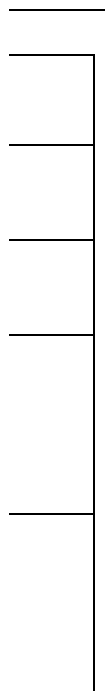
4.

	6,124,433,096.66	
--	------------------	--

20

1


	282,970,094.02		282,970,094.02	142,867,051.61		142,867,051.61
	7,596,061.00		7,596,061.00	2,799,676.00		2,799,676.00
	231,399,649.39		231,399,649.39	99,098,360.91		99,098,360.91



	85,814,400.00	25,235,356.03	31,726,716.41			56,962,072.44	66.38%	68.00%				
	85,480,375.58	738,640.00	2,768,780.00	2,846,680.00		660,740.00	102.75%	99.00%				
	84,030,000.00	39,601,911.21	25,228,729.16									

71,117,6	3,731,34	994,280.	4,428,94	16,280		
00.00	5.60	00	5.60	.00	280,400.00	101.14%

64,523,7	10,807,6	1,424,29	11,941,9	
00.00	93.50	9.98	93.48	290,000.00



(1)	4,681,414. 65	416,000.00	42,130,426 .55		5,280,008. 07	1,378,320. 00			53,886,169 .27
(2)	241,985,32 4.22	30,199,858 .82	1,304,697, 649.54	6,590,152, 37	78,748,954 .94				

3.					
1					
4.	949,230,223.86	65,897,416.18		15,175,389.07	1,030,303,029.11
1.	103,499,792.84	33,659,370.07		13,675,152.18	150,834,315.09
2.	12,209,896.41	3,170,500.71			

	231,725,085.59	58,838,681.23	27,618,878.04	818,041.50	262,126,847.28
	42,675,830.15	14,594,892.80	7,345,947.97	28,594.27	49,896,180.71
	138,874,437.67	34,796,388.10	8,662,479.36	1,532,504.21	163,475,842.20
	53,495,061.84	37,806,205.78	6,984,634.49	452,632.09	83,864,001.04

2

0.00

32

	117,410.00	
	117,410.00	

33

34

35

1

1	1,952,489,020.61	2,629,015,209.79
1 2	18,605,386.39	13,014,586.94
2 3	3,259,772.68	3,616,021.48
3	3,330,072.56	3,029,821.89
	1,977,684,252.24	2,648,675,640.10

2

1

	2017/6/30	2016/12/31
--	-----------	------------

1	171,565,537.97	226,338,453.39
	171,565,537.97	226,338,453.39

36**1**

--	--	--

1

357,493,695.16

1	1,997,109,817.04	1,882,849,402.82	3,390,275,872.22	489,683,347.64
2	9,772.19	83,216,560.97	83,226,333.16	
3	954,561.61	72,200,245.34	72,125,081.27	1,029,725.68
	817,734.26	59,386,913.52	59,365,506.15	839,141.63
	70,670.25	7,352,353.09	7,305,217.49	117,805.85

42

43

44

45

1

	1,000,000,000.00	
	1,000,000,000.00	

4.275%~4.75% 2~3 7
 2017 12 6 12 5%

46

1

17 01	496,223,439.21	
	496,223,439.21	

2

17 01	500,000,000.00	2017 3 30	5 3	496,000,000.00	496,000,000.00	6,491,935.49	223,439.21	1	496,223,439.21	
--	--	--		496,000,000.00	496,000,000.00	6,491,935.49	223,439.21	1	496,223,439.21	

3

4

47

1

	4,550,000.00	4,550,000.00
	4,550,000.00	4,550,000.00

2014 10 31

1, 113. 2

658. 20 150

305

150

48

1

2

49

		15,437,090.24		15,437,090.24	
		15,437,090.24		15,437,090.24	--

50

51

	117,607,298.81	21,216,710.00	20,728,772.23	118,095,236.58	
	117,607,298.81	21,216,710.00	20,728,772.23	118,095,236.58	--

						/
	43,625,579.57	3,978,900.00	12,077,183.31	2,632,350.00	32,894,946.26	
	34,371,498.25	3,605,800.00	1,813,909.17		36,163,389.08	
	15,280,993.19	152,010.00	2,028,065.70		13,404,937.49	
	11,150,637.33	360,000.00	776,671.00		10,733,966.33	

54

1

2

55



58

59

67

	-13,472,826.83	4,260,698.57
	2,380.00	
	-117,410.00	11,711,240.00
	-13,590,236.83	15,971,938.57

68

	833,110.80	27,497,865.20
	-2,007,000.00	
	1,408,859.70	289,906.46

						3,079,887.88	1,977,209.88	

2

	1,883,609,291.82
/	

3

	1,317,537.73	
	1,317,537.73	

4**5**

	19,082,390.24	14,954,863.11
	900,000.00	380,000.00
	19,982,390.24	15,334,863.11

6

		11,174,000.00
	4,250,000.00	
	4,250,000.00	11,174,000.00

75**1**

1	--	--
	1,794,035,106.58	7,577,607,673.13
	206,302,718.59	

	222,125,187.16	65,132,229.03
	13,590,236.83	-15,971,938.57
	-82,745,990.75	48,855,347.65

4

	661,808,030.83	791,829,909.20
	1,894,524.07	1,979,731.26
	446,206,694.72	675,425,441.66
	213,706,812.04	114,424,736.28

			29,267,050.34
	145,895.12	6.77	988,351.87
	32,582,148.67	0.87	28,278,698.47
			899,360.40
	1,036,225.00	0.87	899,360.40

2

79

80

1

1

2

3

5

6

2

1

2

3

3

4

The image shows a large rectangular area that is mostly greyed out, suggesting redacted content. In the bottom right corner of this area, there is a small white square, which appears to be a placeholder or a specific data point within the redacted table.

	0.00			04 18		22.43						
--	------	--	--	-------	--	-------	--	--	--	--	--	--

5

1

1			2016 12			100.00%	
2			2016 12	100,000,000.00			95.27%

					83.32%	
					100.00%	
					100.00%	
			9 14	1406	100.00%	
			3	4004-68	100.00%	
					80.00%	

		15		100.00%		
				93.33%		
				100.00%		
				100.00%		
		1	1	2	100.00%	
				324	100.00%	

		557		100.00%		
				100.00%		
			5	100.00%		



				100.00%		
--	--	--	--	---------	--	--

6

				100.00%		
		423		100.00%		

		1008		87.50%	12.50%	
				100.00%		
				100.00%		
				100.00%		
		200		100.00%		

2017



				100.00%	

				100.00%		
				100.00%		
				100.00%		
				100.00%		

100.00%

				100.00%		
				100.00%		
				100.00%		

		10 11 12				
				100.00%		
		75		100.00%		



2017

100.00%



--	--	--	--	--	--	--	--	--	--	--	--	--	--

66,348,0 53,731,9 120,079, 109,047, 109,047, 97,066,0 54,726,6 151,792,
 21.74 30.65 952.39 354.95 354.95 13.79 05.55 6EMC.

--	--	--	--	--	--	--	--	--	--	--	--	--

	4,499,331,270.60	1,426,085,267.20	1,426,085,267.20	879,566,991.34	5,228,998,956.38	2,218,887,960.59	2,218,887,960.59	2,134,862,653.84
	225,945,441.68	-60,312,592.09	-60,312,592.09	-61,697,440.33	268,879,909.82	40,852,461.04	40,852,461.04	36,162,799.46
	278,286,670.79	12,798,998.63	12,798,998.63	17,083,232.42	330,523,693.54	97,196,524.78	97,196,524.78	99,679,464.04
	92,484,404.34	-29,966,578.51	-29,966,578.51	-24,984,344.52	173,998,985.75	13,977,672.94	13,977,672.94	16,634,247.86

279,232,479.32 -56,526,077.81 -56,526,077.81

	211,708,700.54	32,335,153.93	32,335,153.93	-46,033,283.37	282,343,654.88	77,839,340.50	77,839,340.50	36,532,645.96
--	----------------	---------------	---------------	----------------	----------------	---------------	---------------	---------------

194,719,056.95 5,658,239.89 5,658,239.89 -55,869,826.75 274,168,037.23 52,397,819.06 52,397,819.06 7,001,665.87





5

6

7

8

4

5

6

1

2

6

1

2

1

	2017/6/30	2016/12/31
2-3	1,000,000,000.00	-
3-5	496,223,439.21	-
	1,496,223,439.21	-

3

1

2

	2017/6/30	2017/6/30	2017/6/30	2017/6/30
	2,072,767.45	14,041,755.84	145,895.12	988,351.87
	44,038,493.00	38,221,888.85	33,618,373.67	29,178,058.88

0.5%

~~ENVĚ~~

	2017/6/30	2016/12/31
--	-----------	------------

2017 6 30

2017 6 30

2017 6 30

3

2007 6 8

2007 21

4

5

6

7

8

9

1

16.76 %

2

3

328,546,649.13 1,330,000,000.00

6

1

		9,455.63	472.78		
		1,635.67	81.78	13,280.40	664.02
		1,270.43	63.52		
		41,205.18	2,060.26	103,525.00	5,176.25
		1,511.03	75.55		
		9,236.28	461.81		
		1,423.08	71.15		
		65,737.30	3,286.85		5,840.27

		171,200.00	
		407,663.00	231,758.00
		177,500.00	326,000.00
		3,095,863.93	2,326,853.41
		10,000.00	34,580.00
		9,000.00	9,000.00
		2,195,634.75	1,626,576.00
		170,454,750.00	170,454,750.00
		78,600.00	122,100.00
		176,021,348.68	174,899,859.41

7

2017 6 30

2006 11 9 2008 4 7 2009 1 23 2012 3 6

H5 H5N1 Re1 H5N1 Re-5
H5N1 Re-5+Re-4 H5N1Re-6+H9N2Re-2

2017 6 30

2

1

2

3

2

()

7

1 2016 2016
 29,852,620 A 38.87 /
 1,160,371,339.40
 2016 2016

2016 2017
 45,477,053 25.40 / 2017
 8 4 " [2017]749 "
 2 4 2013

2013 158
 2015 4 2017

2019 4 2016
 4 4
 2017 6 30 2017 6 30

4
 2017 6 30 9,354.03 5,160.72
 1,984.65 1,508.57 5,516.24 2017
 20,523.53 2,284.25
 (3) " "

8 10 2017 6 13

2017-061 2017 8 7 2017 8 8
 2017-75

8

" " 2016
 " " 2017 4 30
 " 2017 852 "

2017 6
20,280,000.00

1

1

	15,894.50	100.00%	794.72	5.00%	15,099.78	95,893.04	100.00%	4,794.65	5.00%	91,098.39
	15,894.50	100.00%	794.72	5.00%	15,099.78	95,893.04	100.00%	4,794.65	5.00%	91,098.39

--	--	--	--	--	--	--	--	--	--	--

2

0.00

3,999.93

	20,403,851,667.69	100.00%	4,423,459.00	0.02%	20,399,428,208.69	11,070,117,484.19	99.99%	2,801,010.80	0.03%	11,067,316,473.39
						363,171.75	0.01%			363,171.75
	20,403,851,667.69	100.00%	4,423,459.00	0.02%	20,399,428,208.69	11,070,480,655.94	100.00%	2,801,010.80	0.03%	11,067,679,645.14

1			
1	9,940,922.28	497,046.11	5.00%
1 2	29,120,187.15	2,912,018.72	10.00%
2 3	1,073,250.80	321,975.24	30.00%
3 4	761,303.36	380,651.68	50.00%
4 5	292,563.75	234,051.00	80.00%
5	77,716.25	77,716.25	100.00%
	41,265,943.59	4,423,459.00	10.72%

2

1,622,448.20

0.00

3**4**

	20,362,585,724.10	11,034,349,216.20
	548,039.50	75,953.30
	6,040,452.52	3,251,004.94
		363,171.75
	5,837,039.14	2,209,388.00
	28,840,412.43	30,231,921.75
	20,403,851,667.69	11,070,480,655.94

5

--	--	--	--

	5,000,000.00			5,000,000.00		
	10,000,000.00			10,000,000.00		
	72,000,000.00			72,000,000.00		
	21,069,620.00			21,069,620.00		
	9,000,000.00			9,000,000.00		
	10,000,000.00			10,000,000.00		
	8,000,000.00			8,000,000.00		

	10,000,000.00			10,000,000.00		
	10,000,000.00			10,000,000.00		
	5,000,000.00			5,000,000.00		
	11,000,000.00			11,000,000.00		
	10,000,000.00			10,000,000.00		
	10,000,000.00			10,000,000.00		
	10,000,000.00			10,000,000.00		
	14,135,955.00			14,135,955.00		
	10,200,000.00			10,200,000.00		
	16,050,000.00			16,050,000.00		
	12,490,000.00			12,490,000.00		
	10,480,000.00			10,480,000.00		
	9,500,000.00			9,500,000.00		
	10,000,000.00			10,000,000.00		
	10,000,000.00			10,000,000.00		
	8,420,000.00			8,420,000.00		
	34,352,000.00			34,352,000.00		
	5,000,000.00					

	10,000,000.00			10,000,000.00		
	10,000,000.00			10,000,000.00		
	10,000,000.00			10,000,000.00		
	10,000,000.00					

	35,281,600.00			35,281,600.00		
	10,000,000.00			10,000,000.00		
	10,000,000.00			10,000,000.00		

1,500,000.00

	1,500,000.00	2,500,000.00		4,000,000.00		
	4,510,000.00	3,000,000.00		7,510,000.00		
	4,000,000.00	6,000,000.00		10,000,000.00		

5,000,000.00

5

	11,495,450,998.61	5,641,802,384.94
	695,715.95	921,988.79
		1,647,690.20
	-309,370.26	888,089.51
	38,655,987.21	31,479,534.50
	11,534,493,331.51	5,676,739,687.94

6

1

	-9,720,541.56	
	44,180,850.52	
	185,092,708.39	
	-18,989,858.75	
	47,275,664.33	
	771,715.95	
	152,515,778.32	--

1

1

2

		/	/
	6.09%	0.3468	0.3468
	5.58%	0.3175	0.3175

3

1

2

3

4

