


--	--







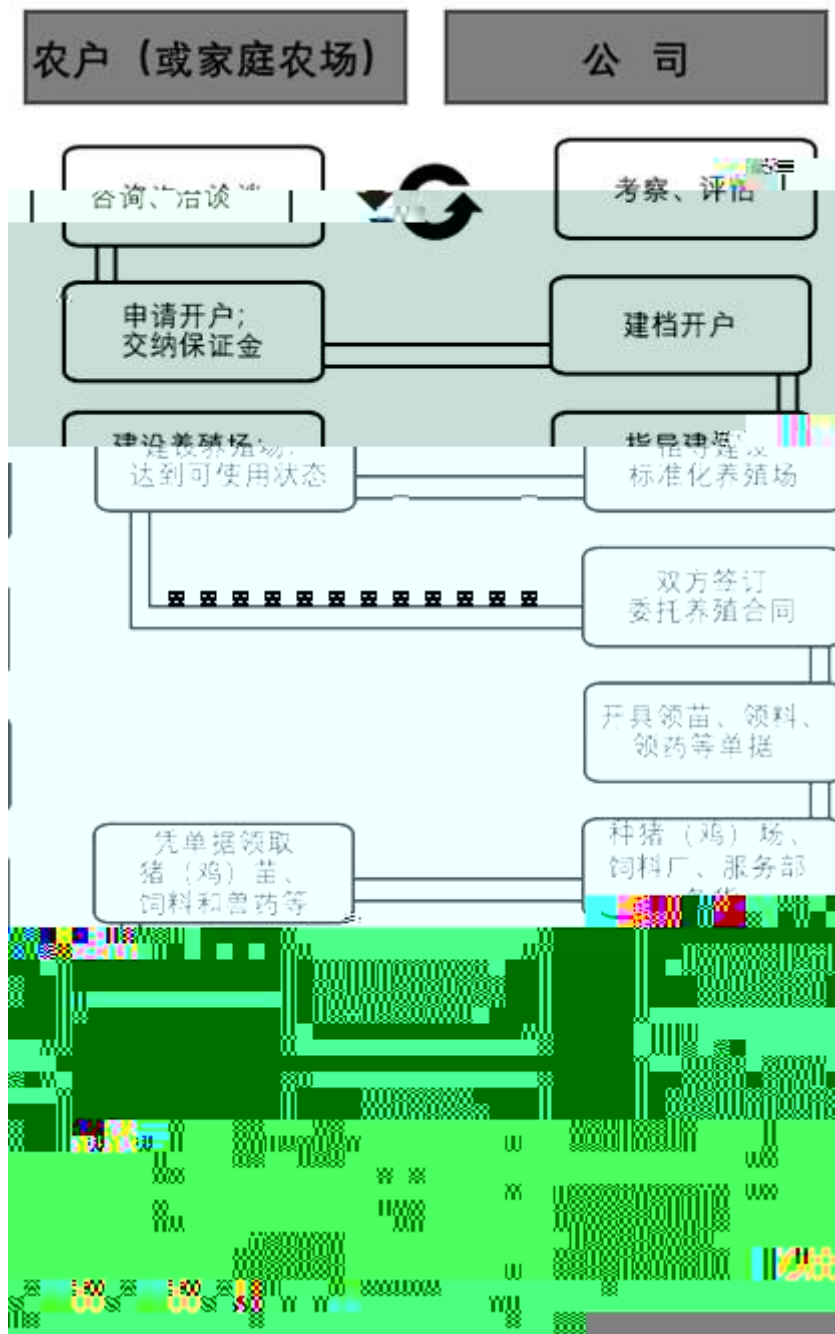
1

" + "





" + "



" "

" + "

" + "

" " " +
" "

+ " " + "

2

" "

H7N9

2014

2017

H7N9

2017

3

H7N9

"

"

2

1

2019 1 21

2018

2018

5404

0.9%

63.4%

69382

1.2%

42817

3.0%

2

2018

69382

9

6.45%

2018

4476.3

6.45% 2017

3442.46

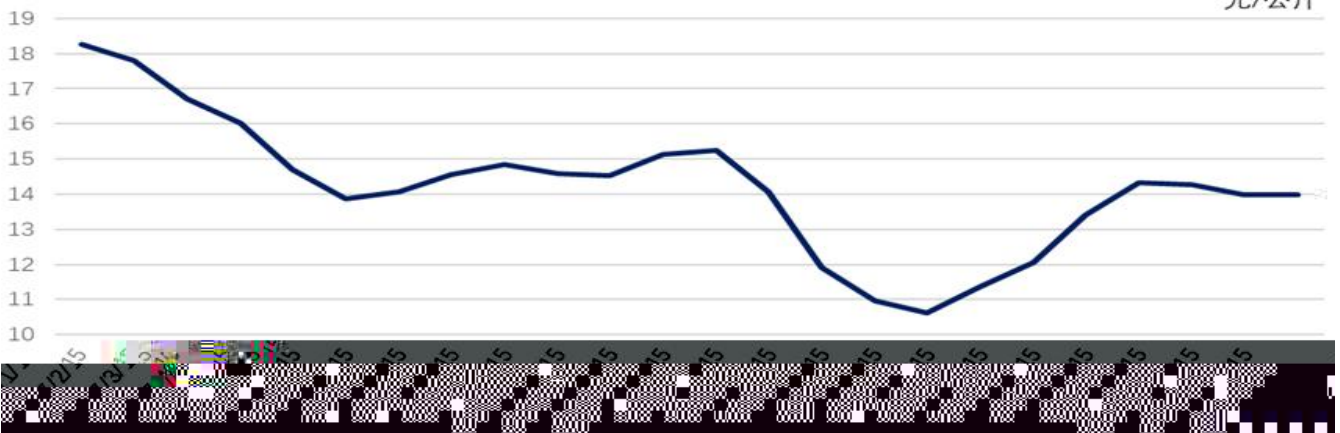
4.9% 2018

2017

3

活猪集市价格

元/公斤



2018

"

"

18.7

12.1% 8

100%

2019 1 16


102

24

74

84

2018



“ ” “ ”

“ ” “ ” “ ”

“ ”

“

“ ”

“

2018 2018 38—40
 7.48 18.7% 19.7% 9.1%—9.4%
 HACCP

2229.70 3.2%

2018 12 31 20 275 5
 539.50 355.74 572.36
 345.68



1992

"

"

"

"

"

"

(, m

5. 53

227

90

90

6

52



20

67

1

2018

—

PSY 24

9

2

7

"

"

2

3

4

"

" "

"

"



24

30

300

"

48

47

4

12

3

2018

"

"

				7. 48	2229. 70
3133. 31	1. 94	7. 55	1. 69		572. 36
42. 84		39. 57			


1	"	"				
	2018			"	"	
		39.37%		11		
					97.4%	
68.3%		72.5%				
		109				
			42			
2						
						18
		101				
						246



" + "

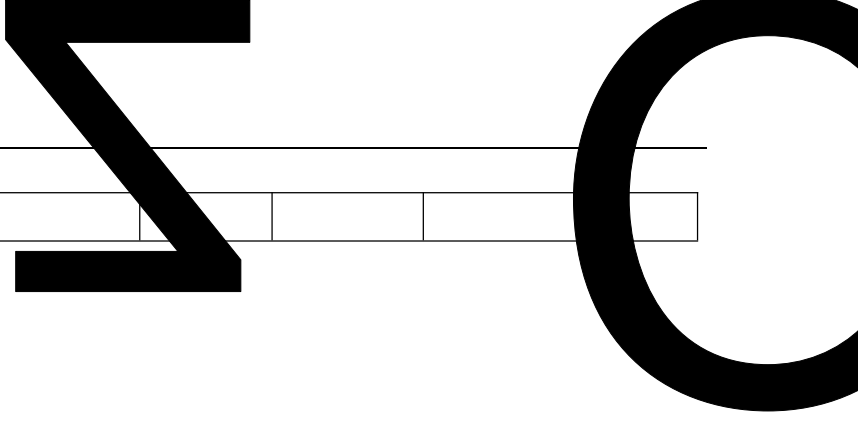
0

5 “ ” 5

2018







--	--	--	--	--	--	--	--


Firm Hope Investment Limited


6.7308%

--	--	--	--

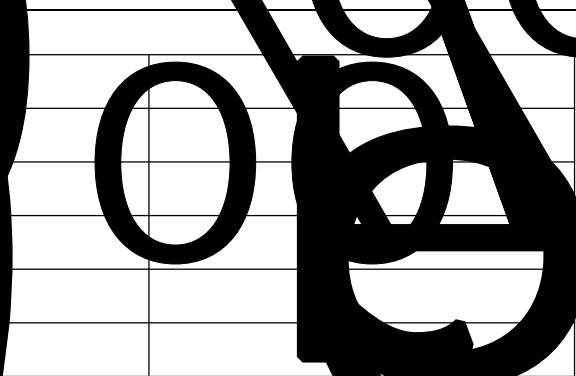
--	--	--	--	--	--	--	--	--	--

4400





1 3000 r 9r



2019 3 18

11.23

45.87%

%

2016

2016

5

50000- 999999

0.1428%

100

0.0045%

99.40%

500- 49999

0.6015%

5


51% / %



	2018	2018	38—40
42		2229.70	3.2%

不同规模肉鸡养殖场比例分布

不同规模生猪养殖场比例分布



5 — 99.99

100

500- 4.99

5

2

H7N9

"

"

"

"

3

" " " "

- n 0

"

"

2019

2019

10%

2019

2

9

3

" + " m'



2

“ ” “ ” “ ” “ ” “ ” “ ” “ ”

3

2018 8

100%

4

5

" + "

6

" + "

7

8

1

/

"

2

“

\$Y

E

W

3

4

5

“ +

oo


2x 0 M 0 WOO WXX'


M




2018 5 3	2017	2017	2017
12 31	5, 220, 356, 227	10 4	
2, 088, 142, 490. 80		2017	
	5, 313, 839, 027		2018 5 21
		2018 5 17	2018 5 21
		2018-67	









6 4 2
" / "

2018 4 9

44

28

6

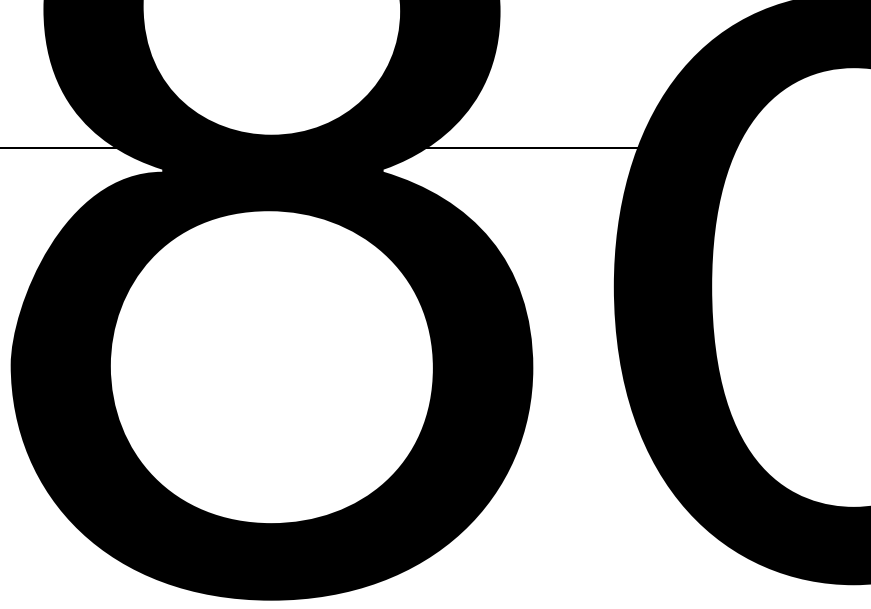
11, 105. 86

11, 105. 86

2018 7 20

58, 500

10, 500



8 \ J 0

∇U ∙ b•0a°a

∙∙∙ b



" "

" "





D

9

) 598

05

--	--

BOEGL

www.cninfo.com.cn 2018-7-16

2018-27

2018-62 2018-5-17

2018-67 2019-1-31

2019-8

2

www.cninfo.com.cn 2018-7-31 2018-8-8 www.cninfo.com.cn

2018-93

	1,674,9								

1 2018 5 16

5,313,839,027

18 730,000

5,309,99



1

2018

2018

2 2019 1 30

73

2019 1 31

3

1 2018 5 16

5,313,839,027 2018 5 21

2

18 730,000

" [2018] G18032070010 "


5,313,109,027 2019 1 30 730,000


2019 1 31















1973

Institute of Global Entrepreneurship &

Innovation Limited.

1963

1994

1973

1990

1965

1992

1961

1987 7

1969

1992

1992

2016

1964

1994

1973

1997

1967

1993

1965

2005

1970

1992







2

3

10 900

1800

1 40

32



2018

1

2017

2018

2 2017

2017

3

4

2017

2018

2017

2018



" " "

"

" "

" "

, ' AÐW »

--	--	--	--




[2019] G18032070023


#











no



--	--














Cf



QWV

+XÑÄ

ACEB FB 14 2—Lp 0sp02 16 0
y 1040L @FB 109104

.x 9FBf,G W D,•PÖE@

M'0000FBµpr @ VrB M'

~
@ ГИА



1000

1)

2) 100%

3)

4)



1)

2)

1, 122, 938. 61

0. 00

3)

4)

1)

[Redacted]

2)

--	--	--	--	--

1)

[Redacted]

--	--	--	--	--

1)

2)

6)

7)

8)

29, 362. 64

89, 891. 89



5 --

11 --

" " "

" 2018 4 2018 7

5.1440%

108,979.81

100,534,883

2018 12 28

2018 2217

002423 100,534,883


2019 1 15

"

"













--	--	--

m



2018 7

60.00%

12,192,134.56

2018 11

65.00%

18,935,241.54


2018 9 28

2018 2019 2020

500

2 u (m y (6

--	--	--





1)

2)


1

1

--	--	--

4. 275% 4. 75%

--	--	--	--	--	--	--	--	--



2018 3 29

2018

<

>

9,878

2018 4 27

13.17 /

2,455

93,482,800

2,455

		62		
			3,677,500.00	1,500,000.00
67.49%	50.85%			
		111,268.43		
		10		
80,000,000.00	100.00%	90.00%		
			12,428,361.77	
585,000,000.00	100.00%	85.00%		
			5,265,356.63	

730,000

9,327,237.01



--	--	--

1	

--	--	--

06

7



7





3063

“ ”

--	--

86,080,253.21

--	--



15,540,048.75

2018 3 22

" Y 2018 1006 "



2D1007 S

+D«0»b

€

~~A~~€XVPE



[REDACTED]

[REDACTED]


[REDACTED]


[REDACTED]

[REDACTED]

[REDACTED]

[REDACTED]









20%

20%



--	--	--	--	--	--	--	--	--

p

r t

o

6

1

1

2

1

2

16.46%




/




|

m70





2018	4	27	2,455	9,348.28	
	13.17	/		12 24	
36				40% 40% 20%	
2018				18	
		12.777037	/	18	
730,000.00		2018	12	31	9,275.28
	2018	12	31	9,275.28	



311, 649, 408. 00

1, 948, 888. 89

2019 3 4



1

2

3

1

10%

2

10%

75%


75%

1



(

	19, 997, 744. 28	-5, 923, 822. 79
	4, 377, 643, 889. 07	7, 225, 690, 066. 63



2)

0.00

19,323.68

3)

%

1)

2)

1)

2)

1

1)





एरोसो
एरोसो



एरोसो
